
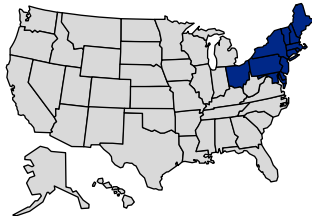

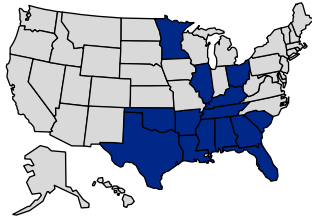

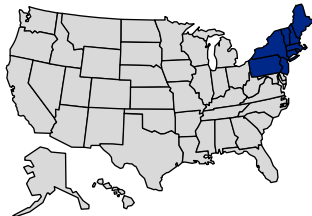

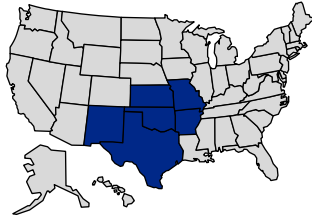


Worldwide Express Less-than-Truckload Carrier Profiles


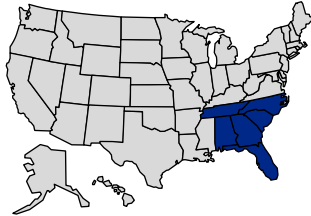

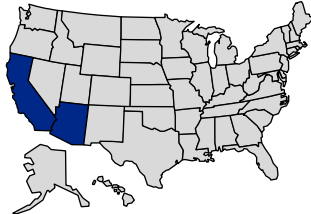

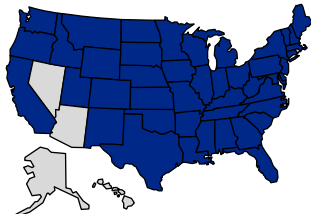

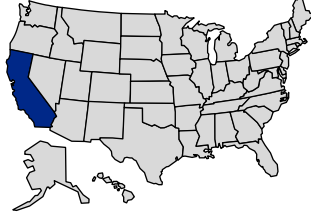


Partner Carrier	Type	Capabilities and Limits	When to Utilize	Peer Companies at WWEX	Service Map
 A. Duie Pyle	Regional Tier 1	<ul style="list-style-type: none"> Dispatch: EDI Tracking / Tracing: EDI HazMat Shipments: Yes Liftgate Available: Yes Residential: Yes Limits: 20 Linear Ft. / 20,000 lbs. / 750 Cubic Ft. Liability: \$10.00 / lbs. (CL.85 New) \$0.10 / lbs. (CL. 85 Used); Max: \$100,000 	<ul style="list-style-type: none"> Freight Requiring High Status of Visibility (Advanced Technology) Hazardous Substance Moves in the Northeast Long-term, Polite and Intelligent Drivers Premium Service Required Shipments in the Northeast Tradeshow Freight 	<ul style="list-style-type: none"> AMA Transport (T2) Estes Express Lines (T2) Land Air Express (T2) New England Motor Freight (T1) New Penn Motor Express (T1) Ward Trucking (T1) 	
 AAA Cooper	Regional Tier 1	<ul style="list-style-type: none"> Dispatch: EDI Tracking / Tracing: EDI HazMat Shipments: Yes Liftgate Available: Yes Residential: Yes Limits: 13 Linear Ft. / 10,000 lbs. / 830 Cubic Ft. Liability: \$8.55 / lbs. (CL. 85 New) \$0.50 / lbs. (CL. 85 Used); Max: \$100,000 	<ul style="list-style-type: none"> Drayage Freight High Willingness to Work with WWEX Low Transit Time Regional Moves Shipments In Between Chicago and Florida Markets 	<ul style="list-style-type: none"> Benton Express (T3) Con-way Freight (T1) Estes Express Lines (T2) Southeastern Freight Lines (T1) Wilson Trucking (T3) 	
 AMA Transport	Regional Tier 2	<ul style="list-style-type: none"> Dispatch: EDI Tracking / Tracing: EDI HazMat Shipments: Yes Liftgate Available: Yes Residential: Yes Limits: 12 Linear Ft. / 10,000 lbs. Liability: \$0.99 / lbs. (CL. 85 New) \$0.10 / lbs. (CL. 85 Used); Max: \$5,000 	<ul style="list-style-type: none"> Next Day Service Within New England States Northeast Shipments with Mixed Commodity Pallets Residential Delivery Required Freight in the Northeast Special Projects Freight 	<ul style="list-style-type: none"> A. Duie Pyle (T1) Con-way Freight (T1) Estes Express Lines (T2) Land Air Express (T2) New England Motor Freight (T1) New Penn Motor Express (T1) 	
 Beaver Express	Regional Tier 2	<ul style="list-style-type: none"> Dispatch: Email Tracking / Tracing: EDI HazMat Shipments: Yes Liftgate Available: Yes Residential: Yes Limits: 11 Linear Ft. / 20,000 lbs. Liability: \$12.00 / lbs. (CL. 85 New) \$0.10 / lbs. (CL. 85 Used); Max: \$100,000 	<ul style="list-style-type: none"> Next Day Service Within Midwest Region Remote Service Area Moves 	<ul style="list-style-type: none"> Central Freight Lines (T3) Midwest Motor Express (T2) Nebraska Transport Co. (T2) Southeastern Freight Lines (T1) Southwestern Motor Freight (T2) AAA Cooper (T1) 	

Tier Level Based upon: Service Metrics Comparable to Peer Carriers, Technology Capabilities and Willingness to Collaborate and Resolve Issues

Worldwide Express Less-than-Truckload Carrier Profiles


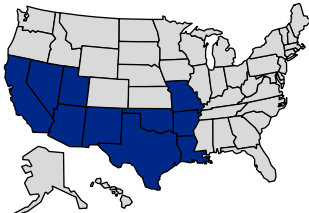

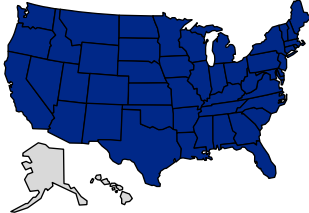

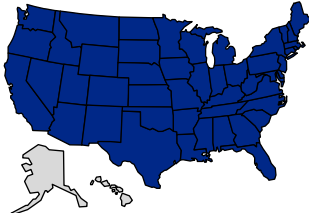

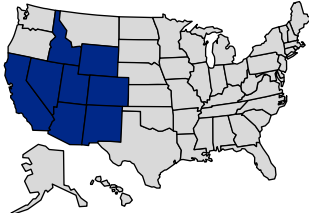


Partner Carrier	Type	Capabilities and Limits	When to Utilize	Peer Companies at WWEX	Service Map
 Benton Express	Regional Tier 3	<ul style="list-style-type: none"> Dispatch: EDI Tracking / Tracing: EDI HazMat Shipments: Yes Liftgate Available: Yes Residential: Yes Limits: 10 Linear Ft. / 20,000 lbs. / 750 Cubic Ft. Liability: \$12.30 / lbs. (CL. 85 New) \$0.10 / lbs. (CL. 85 Used); Max: \$100,000 	<ul style="list-style-type: none"> Cost Efficient Regional Moves Economy LTL Freight That Does Not Require High Visibility of Status (Low Technology Advancement) Low Value and Heavy Freight 	<ul style="list-style-type: none"> AAA Cooper (T1) Con-way Freight (T1) Estes Express Lines (T2) R+L Carriers (T1) Southeastern Freight Lines (T1) Wilson Trucking (T3) 	
 Best Overnight Express	Micro-Regional Tier 3	<ul style="list-style-type: none"> Dispatch: EDI Tracking / Tracing: EDI HazMat Shipments: Yes Liftgate Available: Yes Residential: Yes Limits: 12 Linear Ft. / 10,000 lbs. Liability: \$1.00 / lbs. (CL. 85 New) \$0.50 / lbs. (CL. 85 Used); Max: \$5,000 	<ul style="list-style-type: none"> Economy LTL Expedited Freight Moves (Next Day Requirements) across the state of California Low Value, Price Sensitive Freight that is Not Service Sensitive When Price is Most Important Factor 	<ul style="list-style-type: none"> Cal State Express (T2) Con-way Freight (T1) DATS Trucking (T2) Dependable Highway Express (T1) Estes Express Lines (T2) USF Reddaway (T2) 	
 Bullet Transportation	Light-Asset Tier 2	<ul style="list-style-type: none"> Dispatch: EDI Tracking / Tracing: EDI HazMat Shipments: Yes Liftgate Available: Yes Residential: Yes Limits: 13 Linear Ft. / 20,000 lbs. / 750 Cubic Ft. Liability: \$10.00 / lbs.(CL. 85 New) \$0.10 / lbs. (CL. 85 Used); Max: \$200,000 	<ul style="list-style-type: none"> Low Value Freight Moves Along the I-5 Corridor Residential Delivery Required Moves 	<ul style="list-style-type: none"> Central Transport (T3) Daylight Transport (T2) Frontline Freight (T3) Roadrunner Transportation (T3) Vitrans Express (T3) 	 Coverage includes Canada
 Cal State Xpress	Micro-Regional Tier 2	<ul style="list-style-type: none"> Dispatch: EDI Tracking / Tracing: EDI HazMat Shipments: No Liftgate Available: No Residential: Yes Limits: 20 Linear Ft. / 9,000 lbs. Liability: \$2.00 / lbs. (CL. 85 New) \$0.50 / lbs. (CL. 85 Used); Max: \$1,000,000 	<ul style="list-style-type: none"> Low Value Freight Next Day Service to Required Moves Northern / Southern California Non-electronic Freight Premium Service Required Shipments 	<ul style="list-style-type: none"> Best Overnight Express (T3) Dependable Highway Express (T1) Oak Harbor Freight (T1) 	

Tier Level Based upon: Service Metrics Comparable to Peer Carriers, Technology Capabilities and Willingness to Collaborate and Resolve Issues

Worldwide Express Less-than-Truckload Carrier Profiles



Partner Carrier	Type	Capabilities and Limits	When to Utilize	Peer Companies at WWEX	Service Map
 Central Freight Lines	Super-Regional Tier 3	<ul style="list-style-type: none"> Dispatch: EDI Tracking / Tracing: EDI HazMat Shipments: Yes Liftgate Available: Yes Residential: No Limits: 21 Linear Ft. / 26,000 lbs. / 750 Cubic Ft. Liability: \$15 / lbs. (CL. 85 New) \$0.50 / lbs. (CL. 85 Used); Max: \$100,000 	<ul style="list-style-type: none"> Cost Efficient Moves in the Pacific Southwest and Southwest Economy LTL Low Value Freight When Price is Most Important Factor 	<ul style="list-style-type: none"> Beaver Express (T2) Central Transport (T3) Roadrunner Transportation (T3) Vitran Express (T3) USF Reddaway (T2) 	 Coverage includes Canada and Mexico
 Central Transport	National Long Haul Tier 3	<ul style="list-style-type: none"> Dispatch: EDI Tracking / Tracing: EDI HazMat Shipments: Yes Liftgate Available: Yes Residential: Yes Limits: 20 Linear Ft. / 20,000 lbs. / 1700 Cubic Ft. Liability: \$5.20 / lbs. (CL. 85 New) \$0.10 / lbs. (CL. 85 Used); Max: \$100,000 	<ul style="list-style-type: none"> Cost Efficient National Moves Dock to Dock Shipments Economy LTL Low Release Value Freight Non-Service Sensitive Moves 	<ul style="list-style-type: none"> Central Freight Lines (T3) Roadrunner Transportation (T3) Vitran Express (T3) 	
 Con-way Freight	National Regional Tier 1	<ul style="list-style-type: none"> Dispatch: EDI Tracking / Tracing: EDI HazMat Shipments: Yes Liftgate Available: Yes Residential: Yes Limits: 14 Linear Ft. Liability: \$25 / lbs. (CL. 85 New) \$0.10 / lbs. (CL. 85 Used); Max: \$150,000 	<ul style="list-style-type: none"> Preferred Carrier for: Wal-Mart, Target, Nike and Macy's Premium Service Required National/Regional Moves Time Definite National Moves 	<ul style="list-style-type: none"> Old Dominion Freight Lines (T1) Estes Express Lines (T2) R+L Carriers (T1) Regional Carriers Saia (T2) UPS Freight (T2) 	
 DATS Trucking	Regional Tier 2	<ul style="list-style-type: none"> Dispatch: EDI Tracking/ Tracing: EDI HazMat Shipments: Yes Liftgate Available: Yes Residential: Yes Limits: 8 Linear Ft. Liability: \$5 / lbs. (CL. 85 New) \$0.50 / lbs. (CL. 85 Used); Max: \$100,000 	<ul style="list-style-type: none"> Dense Coverage in States Serviced (High Number of Terminals) Expedited Services Available Low Value Freight Moves 	<ul style="list-style-type: none"> Beaver Express (T2) Best Overnight Express (T3) Dependable Highway Express (T1) Estes Express Lines (T2) Midwest Motor Express (T2) Oak Harbor Freight Lines (T1) USF Reddaway (T1) 	

Tier Level Based upon: Service Metrics Comparable to Peer Carriers, Technology Capabilities and Willingness to Collaborate and Resolve Issues

Worldwide Express Less-than-Truckload Carrier Profiles


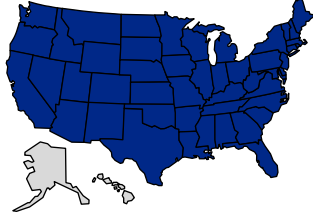

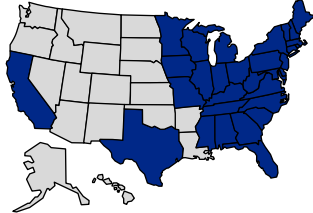

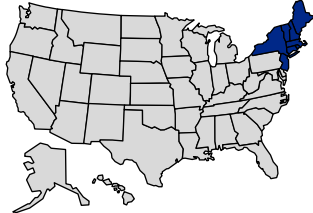

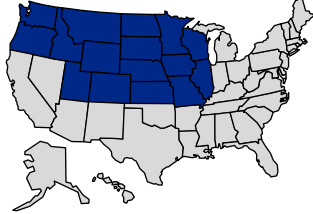


Partner Carrier	Type	Capabilities and Limits	When to Utilize	Peer Companies at WWEX	Service Map
 Daylight Transport	Light-Asset Tier 2	<ul style="list-style-type: none"> Dispatch: EDI Tracking / Tracing: EDI HazMat Shipments: No Liftgate Available: Yes Residential: Yes Limits: 24 Linear Ft. / 20,000 lbs. / 750 Cubic Ft. Liability: \$12 / lbs. (CL. 85 New) \$0.50 / lbs. (CL. 85 Used); Max: \$100,000 	<ul style="list-style-type: none"> Fast Transit Times (Uses Teams for Line Haul) Freight Up To 24 Ft. Friday to Monday Freight (Weekends Count as Service Days) 	<ul style="list-style-type: none"> Bullet Transportation (T2) Con-way Freight (T1) Roadrunner Transportation (T3) Towne Air Freight (T1) Vitrans Express (T3) 	
 Dayton Freight	Regional Tier 1	<ul style="list-style-type: none"> Dispatch: EDI Tracking / Tracing: EDI HazMat Shipments: Yes Liftgate Available: Yes Residential: Yes Limits: 15 Linear Ft. / 20,000 lbs. Liability: \$10 / lbs. (CL. 85 New) \$0.50 / lbs. (CL. 85 Used); Max: \$100,000 	<ul style="list-style-type: none"> High Class, Standard Sized Pallet Freight (Uses Dimensionizers) Preferred Carrier For: Lowes, Moen, Navistar and Scotts Premium Service Level Required Freight in the Greater Midwest 	<ul style="list-style-type: none"> A. Duie Pyle (T1) Dohrn Transfer Co. (T1) Pitt Ohio (T1) RMX Freight Systems (T2) Southwestern Motor Transport (T2) 	
 Dependable Highway Express	Regional Tier 1	<ul style="list-style-type: none"> Dispatch: EDI Tracking / Tracing: EDI HazMat Shipments: Yes Liftgate Available: Yes Residential: Yes Limits: 16 Linear Ft. / 750 Cubic Ft. Liability: \$5 / lbs. (CL. 85 New) \$0.10 / lbs. (CL. 85 Used); Max: \$100,000 	<ul style="list-style-type: none"> Dense Coverage in States Serviced (High Number of Terminals) Harbor Drayage Hawaii and Guam Freight Next Day Service Between Arizona and California Premium Service Level Required Freight 	<ul style="list-style-type: none"> Best Overnite Express (T3) Cal State Xpress (T2) DATS Trucking (T2) USF Reddaway (T2) 	
 Dohrn Transfer Co.	Regional Tier 2	<ul style="list-style-type: none"> Dispatch: EDI Tracking / Tracing: EDI HazMat Shipments: Yes Liftgate Available: Yes Residential: Yes Limits: 12 Linear Ft. (Length) / 10,000 lbs. / 750 Cubic Ft. Liability: \$5 / lbs. (CL. 85 New) \$0.00 / lbs. (CL. 85 Used); Max: \$100,000 	<ul style="list-style-type: none"> Liftgate Required Moves in the Midwest (Favorable Accessorial) Low Minimums Preferred Carrier for: John Deere Premium Service Level Required Moves in the Midwest Volume Quotes Within Coverage Area 	<ul style="list-style-type: none"> Dayton Freight (T1) Nebraska Transport Co. (T2) Midwest Motor Express (T2) Pitt Ohio (T1) RMX Freight Systems (T2) 	

Tier Level Based upon: Service Metrics Comparable to Peer Carriers, Technology Capabilities and Willingness to Collaborate and Resolve Issues

Worldwide Express Less-than-Truckload Carrier Profiles


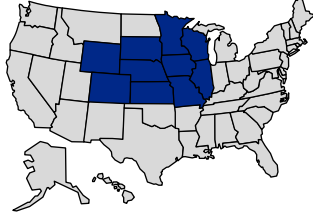

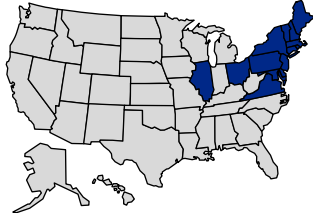



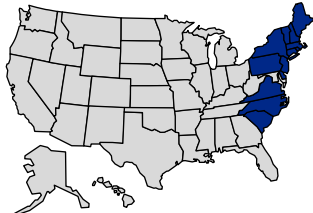


Partner Carrier	Type	Capabilities and Limits	When to Utilize	Peer Companies at WWEX	Service Map
 Estes Express Lines	National Regional Tier 2	<ul style="list-style-type: none"> Dispatch: EDI Tracking / Tracing: EDI HazMat Shipments: Yes Liftgate Available: Yes Residential: Yes Limits: 10 Linear Ft. / 5,000 lbs. / 250 Cubic Ft. Liability: \$11.87 / lbs. (CL. 85 New) \$0.10 / lbs. (CL. 85 Used); Max: \$100,000 	<ul style="list-style-type: none"> Freight Moving Less than 1200 Miles Preferred Carrier For: Lowes and Home Depot Regional Moves 	<ul style="list-style-type: none"> Con-way Freight (T1) R+L Carriers (T1) Regional Carriers Saia (T2) UPS Freight (T2) YRC (T2) 	
 Frontline Freight	Light-Asset Tier 3	<ul style="list-style-type: none"> Dispatch: Email Tracking / Tracing: EDI HazMat Shipments: Restricted Liftgate Available: Yes Residential: No Limits: 10 Linear Ft. / 10,000 lbs. / 600 Cubic Ft. Liability: \$8 / lbs. (CL. 85 New) \$0.10 / lbs. (CL. 85 Used); Max: \$100,000 	<ul style="list-style-type: none"> CL. 50-85 Freight Cost Efficient National Moves Dock to Dock Economy LTL Heavy and / or Low Value Freight Moves Outbound California Shipments 	<ul style="list-style-type: none"> Bullet Transportation (T2) Central Transport (T3) Daylight (T2) Roadrunner Transportation (T3) Vitrans Express (T3) 	
 Land Air Express	Regional Tier 2	<ul style="list-style-type: none"> Dispatch: EDI Tracking / Tracing: EDI HazMat Shipments: Yes Liftgate Available: Yes Residential: Yes Limits: 12 Linear Ft. Liability: \$5 / lbs. (CL. 85 New) \$0.10 / lbs. (CL. 85 Used); Max: \$100,000 	<ul style="list-style-type: none"> High Class Shipments High Weight Shipments Non-Minimum Northeast Moves Time-critical shipments in the Northeast 	<ul style="list-style-type: none"> AMA Transport (T2) A. Duie Pyle (T1) New England Motor Freight (T1) New Penn Motor Express (T1) New York Carolina Express (T2) Pitt Ohio (T1) Ward Trucking (T1) 	
 Midwest Motor Express	Super-Regional Tier 2	<ul style="list-style-type: none"> Dispatch: EDI Tracking / Tracing: EDI HazMat Shipments: Yes Liftgate Available: Yes Residential: Yes Limits: 12 Linear Ft. / 10,000 lbs. / 750 Cubic Ft. Liability: \$11.87 / lbs. (CL. 85 New) \$0.50 / lbs. (CL. 85 Used); Max: \$125,000 	<ul style="list-style-type: none"> Chicago to the Dakotas Moves Extended Service Area Remote Service Areas Moves in the Greater Northwest 	<ul style="list-style-type: none"> DATS Trucking (T2) Dayton Freight (T1) Dohrn Transfer Co. (T1) Nebraska Transport Co. (T2) Oak Harbor Freight Lines (T1) Pitt Ohio (T1) USF Reddaway (T1) 	

Tier Level Based upon: Service Metrics Comparable to Peer Carriers, Technology Capabilities and Willingness to Collaborate and Resolve Issues

Worldwide Express Less-than-Truckload Carrier Profiles


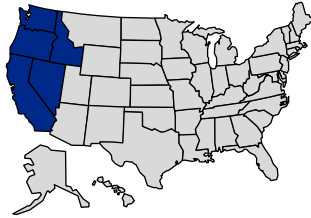

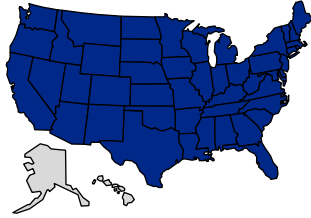

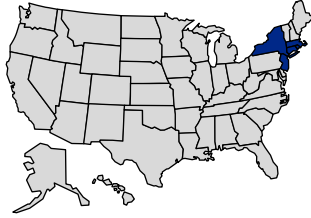

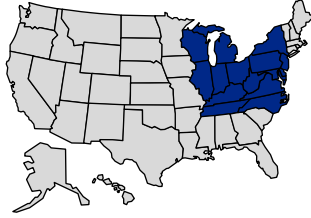


Partner Carrier	Type	Capabilities and Limits	When to Utilize	Peer Companies at WWEX	Service Map
 Nebraska Transport Co.	Regional Tier 2	<ul style="list-style-type: none"> Dispatch: Email Tracking / Tracing: Website HazMat Shipments: Yes Liftgate Available: Yes Residential: Yes Limits: 16 Linear Ft. (Length) 6 Linear Ft. (Width) / 20,000 lbs. Liability: \$7.50 / lbs. (CL. 85 New) \$0.10 / lbs. (CL. 85 Used); Max: No Limit 	<ul style="list-style-type: none"> Long-Dimension or Non-Standard Pallet Shipments Next –Day Service in the Midwest Region WY and SD Destination Freight 	<ul style="list-style-type: none"> Beaver Express (T2) Dayton Freight (T1) Dohrn Transfer Co. (T1) Midwest Motor Express (T2) Pitt Ohio (T1) 	
 New England Motor Freight	Regional Tier 1	<ul style="list-style-type: none"> Dispatch: EDI Tracking / Tracing: EDI HazMat Shipments: Yes Liftgate Available: Yes Residential: Yes Limits: 22.4 Linear Ft. / 700 Cubic Ft. Liability: \$5 / lbs. (CL. 85 New) \$0.50 / lbs. (CL. 85 Used); Max: No Limit 	<ul style="list-style-type: none"> Alcohol Freight OH and IL Next Day Moves Preferred Carrier for: Amazon, Dollar General, K-Mart, Marshall's and Sears 	<ul style="list-style-type: none"> A. Duie Pyle (T1) AMA Transport (T2) Land Air Express (T2) New Penn Motor Express (T1) Pace Motor Lines (T3) Pitt Ohio (T1) Ward Trucking (T1) 	 Coverage includes Canada
 New Penn Motor Express	Regional Tier 1	<ul style="list-style-type: none"> Dispatch: EDI Tracking / Tracing: EDI HazMat Shipments: Yes Liftgate Available: Yes Residential: Yes Limits: 15 Linear Ft. / 5,000 lbs. / 750 Cubic Ft. Liability: \$25 / lbs. (CL. 85 New) \$5.00 / lbs. (CL. 85 Used); Max: \$125,000 	<ul style="list-style-type: none"> Chemicals Freight Freezable Freight Government Freight Preferred Carrier for: Macy's Nordstrom, Sears and Tiffany Premium Service Level Required Freight Moves in the Northeast Trade Show Freight 	<ul style="list-style-type: none"> AMA Transport (T2) A. Duie Pyle (T1) Land Air Express (T2) New England Motor Freight (T1) New York Carolina Express (T2) Pace Motor Lines (T3) Pitt Ohio (T1) 	 Coverage includes Canada
 New York Carolina Express	Regional Tier 2	<ul style="list-style-type: none"> Dispatch: EDI Tracking / Tracing: EDI HazMat Shipments: Yes Liftgate Available: Yes Residential: No Limits: 10 Linear Ft. Liability: \$7.37 / lbs. (CL. 85 New) \$0.50 / lbs. (CL. 85 Used); Max: \$100,000 	<ul style="list-style-type: none"> Low Value Freight Metro NY and NJ Freight Notify and Special Handling Required Moves Toronto and Montreal Region Freight 	<ul style="list-style-type: none"> A. Duie Pyle (T1) AMA Transport (T2) Land Air Express (T2) New England Motor Freight (T1) New Penn Motor Express (T1) Pitt Ohio (T1) Ward Trucking (T1) 	

Tier Level Based upon: Service Metrics Comparable to Peer Carriers, Technology Capabilities and Willingness to Collaborate and Resolve Issues

Worldwide Express Less-than-Truckload Carrier Profiles


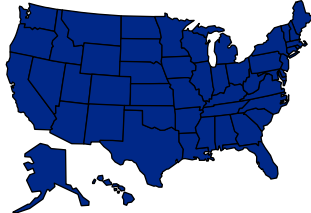

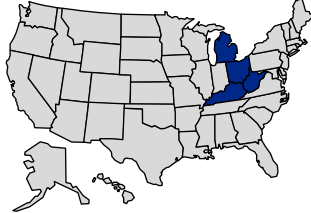

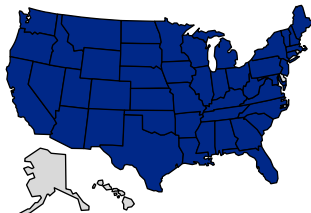

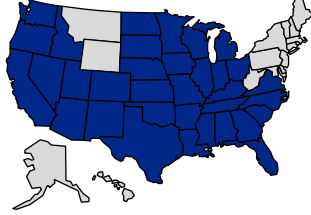


Partner Carrier	Type	Capabilities and Limits	When to Utilize	Peer Companies at WWEX	Service Map
 Oak Harbor Freight Lines Oak Harbor Freight	Regional Tier 1	<ul style="list-style-type: none"> Dispatch: EDI Tracking / Tracing: EDI HazMat Shipments: Yes Liftgate Available: Yes Residential: No Limits: 22 Linear Ft. / 20,000 lbs. / 750 Cubic Ft. Liability: \$11.87 / lbs. (CL. 85 New) \$0.10 / lbs. (CL. 85 Used); Max: \$150,000 	<ul style="list-style-type: none"> Hazardous Substance Moves in the I-5 Corridor Preferred Carrier for: Macy's, Costco, Home Depot, K-Mart and Sears Sensitive Freight Moves NB and SB Along the I-5 Corridor Uniformed Drivers 	<ul style="list-style-type: none"> Best Overnight Express (T3) Cal State Xpress (T2) DATS Trucking (T2) Dependable Highway Express (T1) Midwest Motor Express (T2) USF Reddaway (T1) 	
 Old Dominion Freight Lines	National Long Haul Tier 1	<ul style="list-style-type: none"> Dispatch: EDI Tracking / Tracing: EDI HazMat Shipments: Yes Liftgate Available: Yes Residential: Yes Limits: 20 Linear Ft. Liability: \$10.25 / lbs. (CL. 85 New) \$0.10 / lbs. (CL. 85 Used); Max: \$50,000 	<ul style="list-style-type: none"> Fast Transit Times (Uses Teams for Line Haul) National Moves with Premium Service Required Preferred Carrier for: Wal-Mart, Target, Nike and Home Depot, Lowe's and Toys 'R Us 	<ul style="list-style-type: none"> Con-way Freight (T1) Estes Express Lines (T2) R+L Carriers (T1) UPS Freight (T2) 	
 Pace Motor Lines	Regional Tier 3	<ul style="list-style-type: none"> Dispatch: Email Tracking / Tracing: Email HazMat Shipments: Yes Liftgate Available: Yes Residential: Yes Limits: N/A Liability: No Limit / lbs. (All CL. New) No Limit / lbs. (All CL. Used); Max: \$300,000 	<ul style="list-style-type: none"> Economy LTL Time-Sensitive Northeast Moves with Fixed Delivery Windows 	<ul style="list-style-type: none"> A. Duie Pyle (T1) AMA Transport (T2) Land Air Express (T2) New England Motor Freight (T1) New Penn Motor Express (T1) New York Carolina Express (T2) Ward Trucking (T1) 	
 Pitt Ohio	Regional Tier 1	<ul style="list-style-type: none"> Dispatch: EDI Tracking / Tracing: EDI HazMat Shipments: Yes Liftgate Available: Yes Residential: Yes Limits: 12 Linear Ft. / 10,000 lbs. Liability: \$5 / lbs. (CL. 85 New) \$0.50 / lbs. (CL. 85 Used); Max: \$100,000 	<ul style="list-style-type: none"> Next Day Service Moves in OH and PA Premium Service Level Required Freight Transit Between Midwest and Northeast Regions 	<ul style="list-style-type: none"> AMA Transport (T2) Dayton Freight (T1) Land Air Express (T2) New England Motor Freight (T1) New Penn Motor Express (T1) New York Carolina Express (T2) Ward Trucking (T1) 	

Tier Level Based upon: Service Metrics Comparable to Peer Carriers, Technology Capabilities and Willingness to Collaborate and Resolve Issues

Worldwide Express Less-than-Truckload Carrier Profiles


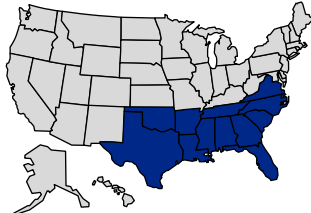

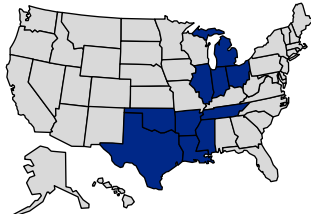
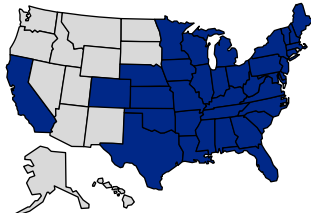

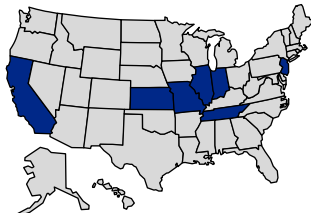


Partner Carrier	Type	Capabilities and Limits	When to Utilize	Peer Companies at WWEX	Service Map
 R+L Carriers	National Long Haul Tier 1	<ul style="list-style-type: none"> Dispatch: EDI Tracking / Tracing: EDI HazMat Shipments: Yes Liftgate Available: Yes Residential: Yes Limits: 20 Linear Ft. / 12,000 lbs. Liability: \$12 / lbs. (CL. 85 New) \$0.10 / lbs. (CL. 85 Used); Max: \$100,000 	<ul style="list-style-type: none"> Liftgate Required Moves (85% Liftgate Capability Nationwide) Mixed Commodity Pallets for National Moves Standard Freight that Does Not Require Premium Service 	<ul style="list-style-type: none"> Con-way Freight (T1) Estes Express Lines (T2) Old Dominion Freight Lines (T1) UPS Freight (T2) YRC Freight (T2) 	
 RMX Freight Systems	Regional Tier 2	<ul style="list-style-type: none"> Dispatch: Call In Tracking / Tracing: EDI HazMat Shipments: Yes Liftgate Available: Yes Residential: Yes Limits: 12 Linear Ft. / 26,000 lbs. Liability: \$10 / lbs. (CL. 85 New) \$0.50 / lbs. (CL. 85 Used); Max: \$100,000 	<ul style="list-style-type: none"> Ohio Valley Freight Moves 	<ul style="list-style-type: none"> A. Duie Pyle (T1) Dayton Freight (T1) Dohrn Transfer Co. (T1) New England Motor Freight (T1) Pitt Ohio (T1) Ward Trucking (T1) 	
 Roadrunner Transportation	Light-Asset Tier 3	<ul style="list-style-type: none"> Dispatch: EDI Tracking / Tracing: EDI HazMat Shipments: Yes Liftgate Available: Yes Residential: Yes Limits: 13 Linear Ft. / 12,000 lbs. / 750 Cubic Ft. Liability: \$10 / lbs. (CL. 85 New) \$0.10 / lbs. (CL. 85 Used); Max: \$200,000 	<ul style="list-style-type: none"> Avoid Big Box Retailers Economy LTL Low Value Freight Moves 	<ul style="list-style-type: none"> Bullet Transportation (T3) Central Transport (T3) Daylight Transport (T2) Frontline Freight (T3) Vitran Express (T3) 	
 SAIA	Super-Regional Tier 2	<ul style="list-style-type: none"> Dispatch: EDI Tracking / Tracing: EDI HazMat Shipments: Yes Liftgate Available: Yes Residential: Yes Limits: 21 Linear Ft. / 20,000 lbs. / 750 Cubic Ft. Liability: \$25 / lbs. (CL. 85 New) \$0.10 / lbs. (CL. 85 Used); Max: \$100,000 	<ul style="list-style-type: none"> California to Texas moves Cost Efficient National Moves Intra-regional Shipments 	<ul style="list-style-type: none"> Central Freight Lines (T3) DATS Trucking (T2) Estes Express Lines (T2) UPS Freight (T2) Vitran Express (T3) 	

Tier Level Based upon: Service Metrics Comparable to Peer Carriers, Technology Capabilities and Willingness to Collaborate and Resolve Issues

Worldwide Express Less-than-Truckload Carrier Profiles


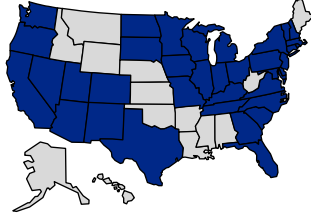

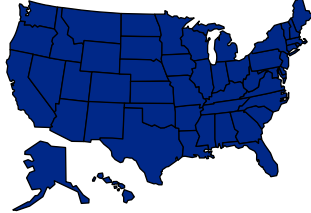

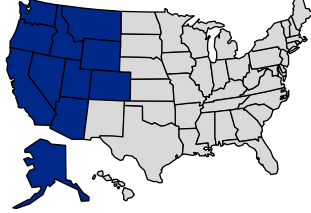

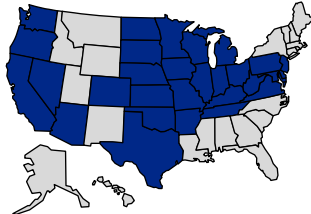


Partner Carrier	Type	Capabilities and Limits	When to Utilize	Peer Companies at WWEX	Service Map
 <p>SOUTHEASTERN FREIGHT LINES</p> <p>Southeastern Freight Lines</p>	<p>Regional Tier 1</p>	<ul style="list-style-type: none"> Dispatch: EDI Tracking / Tracing: EDI HazMat Shipments: Yes Liftgate Available: Yes Residential: No Limits: 12 Linear Ft. / 750 Cubic Ft. Liability: \$10.25 / lbs. (CL. 85 New) \$0.50 / lbs. (CL. 85 Used); Max: \$100,000 	<ul style="list-style-type: none"> Hazardous Substance Moves in the Southeast (Accessorial Fee Waived) Preferred Carrier for: Home Depot, Lowe's and Sears Premium Required Service Level Freight 	<ul style="list-style-type: none"> AAA Cooper (T1) Benton Express (T3) Southwestern Motor Transport (T2) Wilson Trucking (T3) 	 <p>Coverage Includes Puerto Rico</p>
 <p>Southwestern Motor Transport</p> <p>Southwestern Motor Transport</p>	<p>Super-Regional Tier 2</p>	<ul style="list-style-type: none"> Dispatch: EDI Tracking / Tracing: EDI HazMat Shipments: Yes Liftgate Available: Yes Residential: Yes Limits: 20 Linear Ft. / 10,000 lbs. Liability: \$5 / lbs. (CL. 85 New) \$0.50 / lbs. (CL. 85 Used); Max: \$100,000 	<ul style="list-style-type: none"> Great Coverage Southwest Coverage Liftgate Required Moves Low Value Freight 	<ul style="list-style-type: none"> A. Duie Pyle (T1) Dohrn Transfer Co. (T1) Nebraska Transport Co. (T2) Pitt Ohio (T1) Southeastern Freight Lines (T1) 	 <p>Coverage Includes Canada</p>
 <p>Sunset Pacific TRANSPORTATION</p> <p>Sunset Pacific Transportation</p>	<p>Consolidator Tier 3</p>	<ul style="list-style-type: none"> Dispatch: Call-in Tracking / Tracing: Email HazMat Shipments: No Liftgate Available: No Residential: No Limits: N/A Liability: \$2800 / Linear Ft.; Max: \$25,000 	<ul style="list-style-type: none"> Blanket Wrap Shipments Outbound California Volume Quotes (10-22 pallet spots) Preferred Carrier For: CVS, Sam's Club, Walgreens, Wal-Mart 	<ul style="list-style-type: none"> Daylight (T2) Frontline Freight (T3) 	
 <p>SuperVan Service Company</p> <p>SuperVan Service Company</p>	<p>Super-Regional Tier 2</p>	<ul style="list-style-type: none"> Dispatch: Email Tracking / Tracing: Website HazMat Shipments: Yes Liftgate Available: Yes Residential: Yes Limits: 10 Linear Ft. / 10,000 lbs. Liability: \$5 / lbs. (CL. 85 New) \$0.10 / lbs. (CL. 85 Used); Max: \$100,000 	<ul style="list-style-type: none"> Expedited Freight Moves in the Midwest Moves Between Southeast and Midwest Premium Service Freight Needing Low Level of Claims 	<ul style="list-style-type: none"> Bullet Transportation (T3) Central Transport (T3) Frontline Freight (T3) Nebraska Transport Co. (T2) Vitran Express (T3) Roadrunner Transportation (T3) 	

Tier Level Based upon: Service Metrics Comparable to Peer Carriers, Technology Capabilities and Willingness to Collaborate and Resolve Issues

Worldwide Express Less-than-Truckload Carrier Profiles


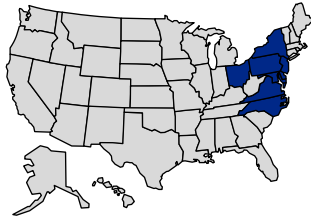

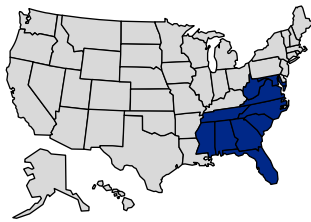

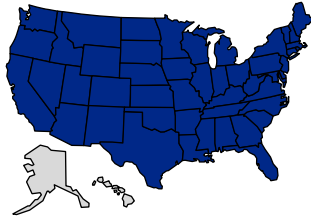


Partner Carrier	Type	Capabilities and Limits	When to Utilize	Peer Companies at WWEX	Service Map
 Towne Air Freight	Super-Regional Tier 1	<ul style="list-style-type: none"> Dispatch: EDI Tracking / Tracing: EDI HazMat Shipments: No Liftgate Available: Restricted Residential: Yes Limits: 12 Linear Ft. Liability: \$0.50 / lbs. (CL. 85 New) \$0.05 / lbs. (CL. 85 Used); Max: \$25,000 	<ul style="list-style-type: none"> Expedited Services Available Premium Service Level Regional Moves (Line Haul Uses Team Drivers) Trade Show Freight 	<ul style="list-style-type: none"> Con-way Freight (T1) Old Dominion Freight Lines (T1) 	 Coverage Includes Canada
 UPS Freight	National Long Haul Tier 2	<ul style="list-style-type: none"> Dispatch: EDI Tracking / Tracing: EDI HazMat Shipments: Yes Liftgate Available: Yes Residential: Yes Limits: 15 Linear Ft Liability: \$10.25 / lbs. (CL. 85 New) \$0.10 / lbs. (CL. 85 Used); Max: \$100,000 	<ul style="list-style-type: none"> High Weight Shipments Long Length of Haul Shipments Trade Show Freight 	<ul style="list-style-type: none"> Central Transport (T3) Con-way Freight (T1) Estes Express Lines (T2) Old Dominion Freight Lines (T1) R+L Carriers (T1) Saia (T2) YRC (T2) 	 Coverage Includes Canada and Puerto Rico
 USF Reddaway	Regional Tier 1	<ul style="list-style-type: none"> Dispatch: EDI Tracking / Tracing: EDI HazMat Shipments: Yes Liftgate Available: Yes Residential: Yes Limits: 21 Linear Ft. / 20,000 lbs. / 750 Cubic Ft. Liability: \$10 / lbs. (CL. 85 New) \$0.50 / lbs. (CL. 85 Used); Max: \$100,000 	<ul style="list-style-type: none"> Dense Coverage in States Served Long Length Shipments Within Western Region Premium Service Level Required Freight 	<ul style="list-style-type: none"> Best Overnite Express (T3) DATS Trucking (T2) Dependable Highway Express (T1) Midwest Motor Express (T2) Oak Harbor Freight (T1) 	 Coverage Includes Canada
 Vitran Express	Super-Regional Tier 3	<ul style="list-style-type: none"> Dispatch: EDI Tracking / Tracing: EDI HazMat Shipments: Yes Liftgate Available: Yes Residential: Yes Limits: 12 Linear Ft. (50' x 50' in width and length) / 12,000 lbs. Liability: \$10 / lbs. (CL. 85 New) \$0.10 / lbs. (CL. 85 Used); Max: \$25,000 	<ul style="list-style-type: none"> Economy LTL Intra-regional Freight Low Value Freight Moves 	<ul style="list-style-type: none"> Central Freight Lines (T3) Central Transport (T3) Daylight Transport (T2) Frontline Freight (T3) Roadrunner Transportation (T3) 	 Coverage Includes Canada

Tier Level Based upon: Service Metrics Comparable to Peer Carriers, Technology Capabilities and Willingness to Collaborate and Resolve Issues

Worldwide Express Less-than-Truckload Carrier Profiles



Partner Carrier	Type	Capabilities and Limits	When to Utilize	Peer Companies at WWEX	Service Map
 Ward Trucking	Regional Tier 1	<ul style="list-style-type: none"> Dispatch: EDI Tracking / Tracing: EDI HazMat Shipments: Yes Liftgate Available: Yes Residential: Yes Limits: 24 Linear Ft. Liability: \$7 / lbs. (CL. 85 New) \$0.10 / lbs. (CL. 85 Used); Max: \$100,000 	<ul style="list-style-type: none"> Expedited Services Available Freight Requiring High Status of Visibility (Advanced Technology) Mixed Commodity Pallet Shipments within Mid-Atlantic Region 	<ul style="list-style-type: none"> A. Duie Pyle (T1) Dayton Freight (T1) Land Air Express (T2) New England Motor Freight (T1) New Penn Motor Express (T1) New York Carolina Express (T2) Pitt Ohio (T1) RMX Freight Systems (T2) 	
 Wilson Trucking	Regional Tier 3	<ul style="list-style-type: none"> Dispatch: EDI Tracking / Tracing: EDI HazMat Shipments: Yes Liftgate Available: Yes Residential: Yes Limits: 14 Linear Ft. Liability: \$12 / lbs. (CL. 85 New) \$0.50 / lbs. (CL. 85 Used); Max: \$100,000 	<ul style="list-style-type: none"> Economy LTL in the Southeast High Weight Intra-Florida Moves 	<ul style="list-style-type: none"> AAA Cooper (T1) Benton Express (T3) Estes Express Lines (T2) New York Carolina Express (T2) Pitt Ohio (T1) R+L Carriers (T1) Southeastern Freight Lines (T1) 	
 YRC Freight	National Long Haul Tier 2	<ul style="list-style-type: none"> Dispatch EDI Tracking / Tracing: EDI HazMat Shipments: Yes Liftgate Available: Yes Residential: Yes Limits: 15 Linear Ft. / 5,000 lbs. / 750 Cubic Ft. Liability: \$25 / lbs. (CL. 85 New) \$0.50 / lbs. (CL. 85 Used); Max: \$100,000 	<ul style="list-style-type: none"> Economy LTL across the nation Expedited Shipments Across the Nation Trade Show Freight 2011 Wal-Mart Carrier of the Year 	<ul style="list-style-type: none"> Central Transport (T3) Estes Express Lines (T2) Old Dominion Freight Lines (T1) Saia (T2) UPS (T2) Vitrans Express (T3) 	 Coverage Includes Canada

Footprint Breakdown

- **Light-Asset:** Consolidating carrier utilizing third-party assets to complete the freight transit
- **Micro-Regional:** Service coverage spanning only a single or two states within a particular region
- **National:** Nationwide service coverage with preference of freight greater than 1,200 mile long haul
- **National-Regional:** Service coverage spanning the entire nation with a preference for regionally sourced and delivered freight (lengths of transit less than 1,200 miles)
- **Regional:** Service coverage across multiple states but limited to a single region (e.g. northeast)
- **Super-Regional:** Service coverage spanning multiple regions (e.g. northeast, southeast and midwest)

Tier Breakdown

Carrier Tiering Segmentation based on:

1. The extent to which a carrier can provide a low claims ratio and a high on-time delivery percentage
 - Tier 1: Very high likelihood of a claims-free, on-time delivery
 - Tier 2: High likelihood of a claims-free, on-time delivery
 - Tier 3: Moderate likelihood of a claims-free, on-time delivery
2. Technological abilities to interface with Worldwide Express
3. Culture of responding to service claims and other related issues

Terms Used

- **Dock to Dock Shipments:** Shipments that do not require liftgate service and both the shipper and consignee have a shipping dock
- **Economy LTL:** Freight that typically moves at a low cost with longer transit time, which is also not easily damaged
- **Excessive Length Freight:** Freight characterized by longer than normal pallet / skid sizes
- **Long Term Drivers:** Drivers that have been with a company for an extended period of time; typically longer than 5 years
- **Low Release Value:** Freight that has a low liability
- **Low Value Freight:** Freight characterized by low compensation from a claim in the event of a lost / damaged shipment, typically valued at less than \$5/lbs.
- **Mixed Commodity Pallet Shipments:** Shipments that contain multiple kinds of freight
- **Premium Service:** Service offered by Tier 1 carriers characterized by a low claims ratio, a high on-time service level and ability to rapidly respond to any service failures
- **Sensitive Freight:** Freight that has a high likelihood of being damaged during transit
- **Special Projects Freight:** Shipments that are part of a special situation (e.g. product rollouts and trade shows)
- **Time Definite Moves:** Freight shipments that require a high probability of on-time delivery without opting for guaranteed service
- **Team Drivers:** Drivers that take turns driving trailers to maximize the amount of distance that can be covered in and 24 hour period. Companies that use team drivers significantly reduce the transit time between two points
- **Trade Show Freight:** Freight that is components of an exhibit at a trade show or convention that requires a higher service level than most freight